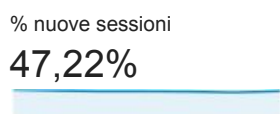
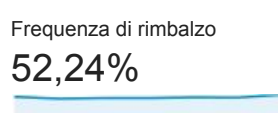
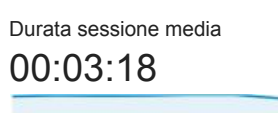
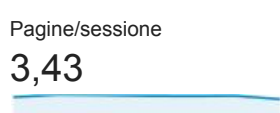

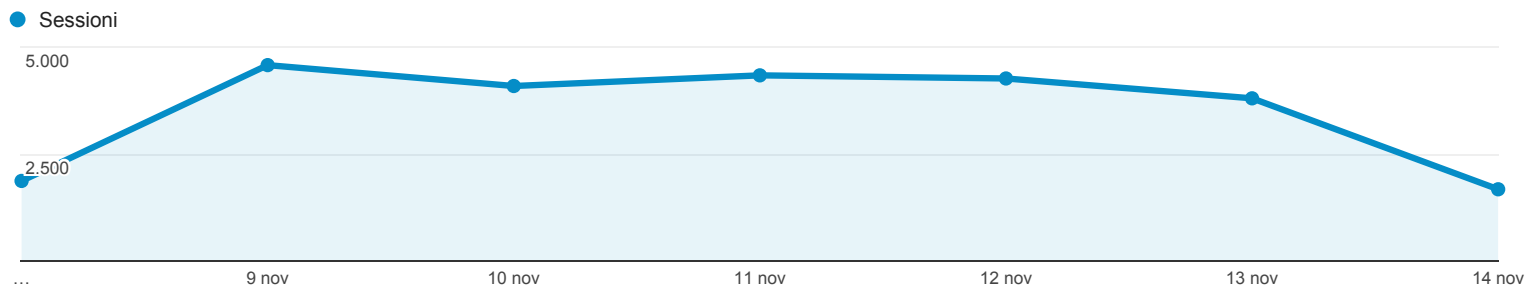


08 nov 2015 - 14 nov 2015

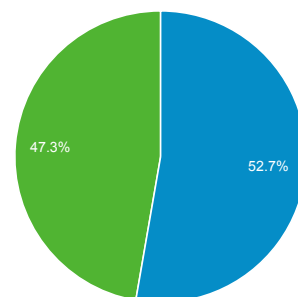
Panoramica del pubblico

Tutte le sessioni
100,00%

Panoramica



■ Returning Visitor ■ New Visitor



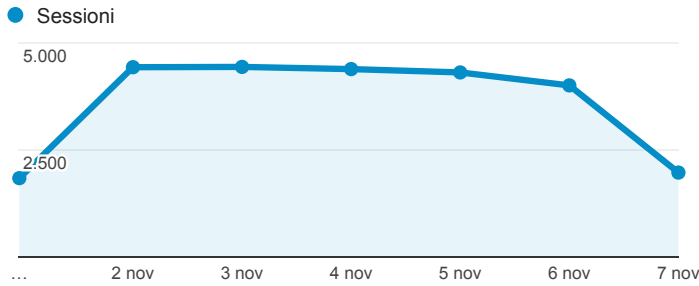
Lingua	Sessions	% Sessions
1. it-it	12.325	50,04%
2. it	11.154	45,29%
3. en-us	679	2,76%
4. en	157	0,64%
5. en-gb	65	0,26%
6. fr	29	0,12%
7. zh-cn	23	0,09%
8. es	22	0,09%
9. de	20	0,08%
10. de-de	19	0,08%

Report_Careggi

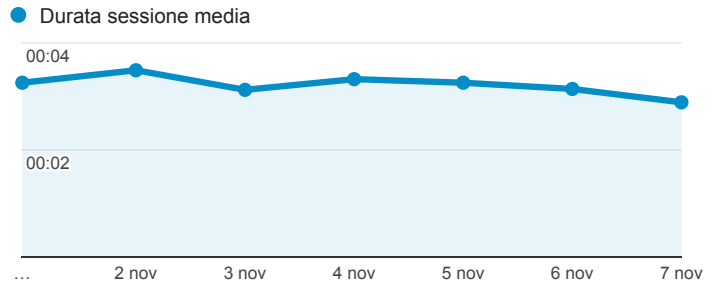
01 nov 2015 - 07 nov 2015

Tutte le sessioni
100,00%

Sessioni



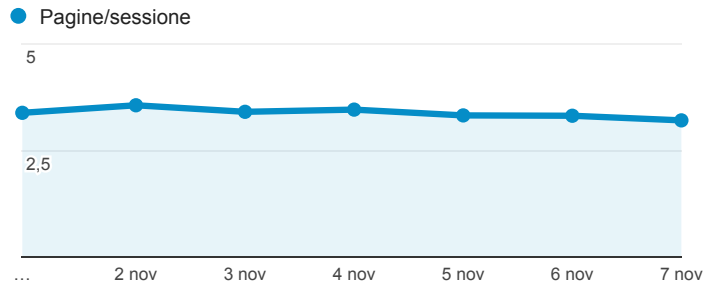
Durata sessione media



Sessioni e % nuove sessioni per Browser

Browser	Sessioni	% nuove sessioni
Chrome	11.836	44,86%
Safari	5.663	47,18%
Firefox	3.058	54,19%
Internet Explorer	2.838	54,09%
Android Browser	1.574	42,19%
Edge	161	53,42%
Opera	68	41,18%
BlackBerry	46	43,48%
Safari (in-app)	45	40,00%
Amazon Silk	13	46,15%

Pagine/sessione



Sessioni e % nuove sessioni per Fornitore di servizi

Fornitore di servizi	Sessioni	% nuove sessioni
regione toscana	3.012	27,49%
tim	2.059	44,29%
telecom italia s.p.a. tin easy lite	1.842	48,91%
telecom italia s.p.a.	1.513	56,18%
umts company	1.451	47,42%
wind telecomunicazioni	1.250	45,36%
ip range assigned to vf-it customers	1.243	46,66%
infrastructure for fastwebs main location	1.063	49,39%
wind telecomunicazioni s.p.a	972	58,64%
universit degli studi di firenze	809	20,64%

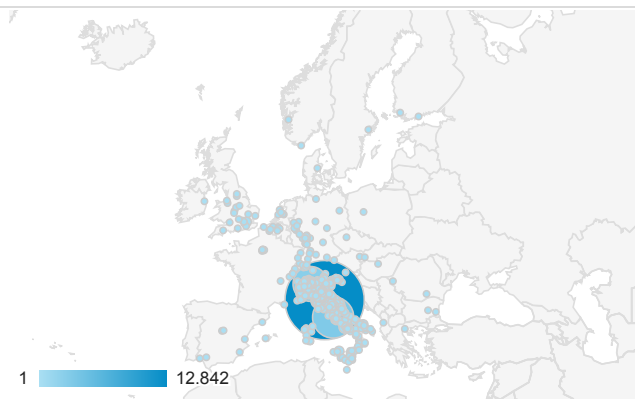
Sessioni e % nuove sessioni per Paese/zona

Paese	Sessioni	% nuove sessioni
Italy	24.657	46,96%
United Kingdom	102	58,82%
Germany	90	64,44%
United States	79	77,22%
Switzerland	78	55,13%
Netherlands	59	71,19%
France	58	48,28%
(not set)	28	32,14%
Belgium	22	63,64%
India	21	85,71%

Sessioni e % nuove sessioni per Categoria dispositivo

Categoria dispositivo	Sessioni	% nuove sessioni
desktop	13.769	48,53%
mobile	9.219	46,81%
tablet	2.347	43,54%

Sessioni per Paese/zona



Sessioni e % nuove sessioni per Informazioni sul dispositivo mobile

Informazioni sul dispositivo mobile	Sessioni	% nuove sessioni
Apple iPhone	3.202	49,88%
Apple iPad	1.474	44,57%
Samsung GT-I9301I Galaxy S III Neo+	457	46,39%
Samsung SM-G900F Galaxy S5	299	43,48%
Samsung GT-I9505 Galaxy S IV	241	36,10%
(not set)	172	58,14%
Samsung GT-I9300 Galaxy S III	161	39,13%
Samsung GT-I9195 Galaxy S4 Mini	156	33,97%
Samsung GT-I9500 Galaxy S IV	149	32,21%
Samsung SM-G920F Galaxy S6	128	42,19%