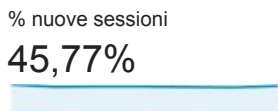
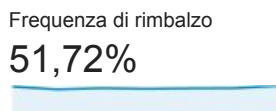
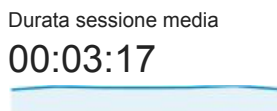
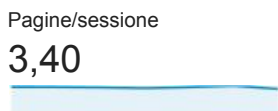
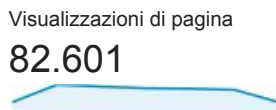

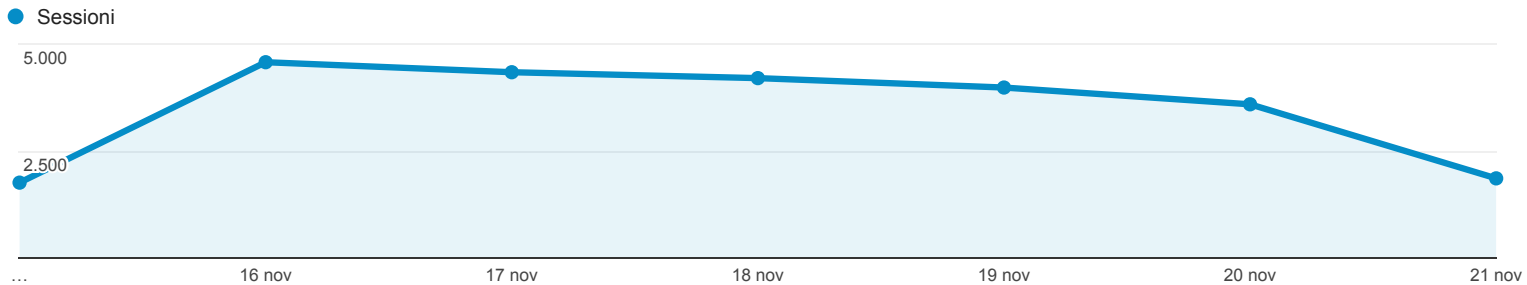


15 nov 2015 - 21 nov 2015

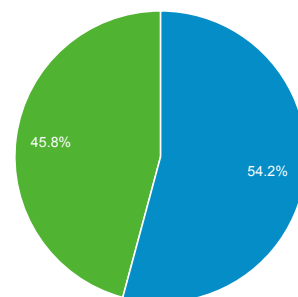
Panoramica del pubblico

Tutte le sessioni
100,00%

Panoramica



Returning Visitor New Visitor



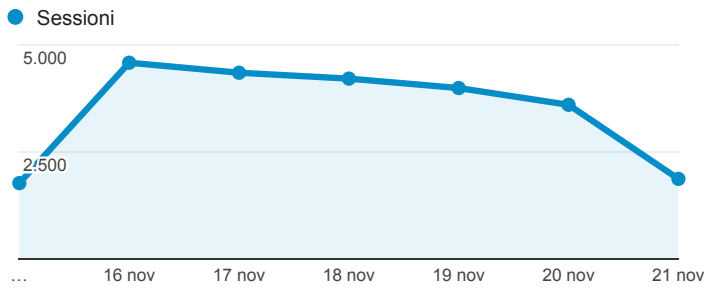
Lingua	Sessioni	% Sessioni
1. it-it	12.068	49,61%
2. it	11.215	46,10%
3. en-us	605	2,49%
4. en	146	0,60%
5. en-gb	77	0,32%
6. es	18	0,07%
7. zh-cn	15	0,06%
8. fr	14	0,06%
9. ja-jp	13	0,05%
10. ro-ro	13	0,05%

Report_Careggi

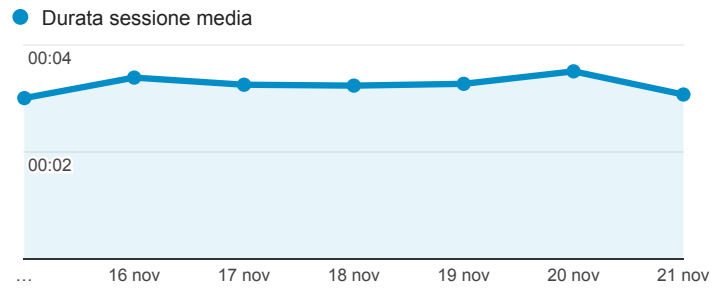
15 nov 2015 - 21 nov 2015

Tutte le sessioni
100,00%

Sessioni



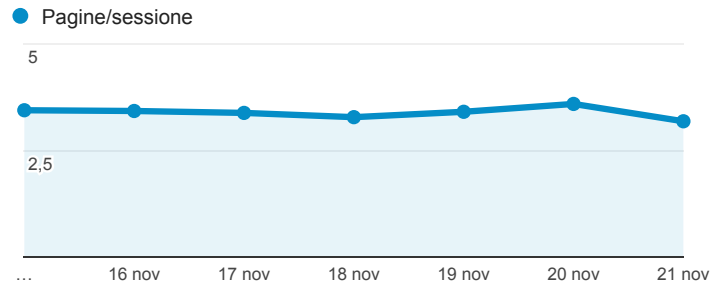
Durata sessione media



Sessioni e % nuove sessioni per Browser

Browser	Sessioni	% nuove sessioni
Chrome	11.629	44,22%
Safari	5.371	45,45%
Firefox	2.794	48,10%
Internet Explorer	2.786	52,48%
Android Browser	1.447	42,29%
Edge	132	64,39%
BlackBerry	54	22,22%
Opera	54	50,00%
Safari (in-app)	31	19,35%
Maxthon	12	33,33%

Pagine/sessione



Sessioni e % nuove sessioni per Fornitore di servizi

Fornitore di servizi	Sessioni	% nuove sessioni
regione toscana	2.986	26,19%
tim	1.910	45,81%
telecom italia s.p.a. tin easy lite	1.853	45,66%
umts company	1.432	46,09%
telecom italia s.p.a.	1.399	51,89%
ip range assigned to vf-it customers	1.143	48,12%
wind telecomunicazioni	1.113	43,94%
infrastructure for fastwebs main location	1.015	49,66%
wind telecomunicazioni s.p.a	910	55,27%
wind	860	38,72%

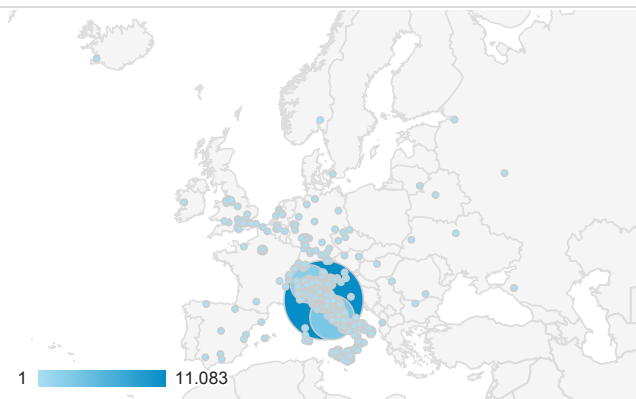
Sessioni e % nuove sessioni per Paese/zona

Paese	Sessioni	% nuove sessioni
Italy	23.697	45,45%
United Kingdom	102	50,98%
Germany	78	48,72%
France	66	27,27%
United States	57	63,16%
Netherlands	52	86,54%
Switzerland	45	68,89%
Russia	24	12,50%
Spain	18	77,78%
Japan	17	100,00%

Sessioni e % nuove sessioni per Categoria dispositivo

Categoria dispositivo	Sessioni	% nuove sessioni
desktop	13.378	45,65%
mobile	8.784	46,28%
tablet	2.165	44,99%

Sessioni per Paese/zona



Sessioni e % nuove sessioni per Informazioni sul dispositivo mo...

Informazioni sul dispositivo mobile	Sessioni	% nuove sessioni
Apple iPhone	3.019	47,53%
Apple iPad	1.347	45,58%
Samsung GT-I9301I Galaxy S III Neo+	476	42,02%
Samsung SM-G900F Galaxy S5	308	46,10%
Samsung GT-I9505 Galaxy S IV	215	36,74%
Samsung GT-I9300 Galaxy S III	182	36,81%
Samsung GT-I9195 Galaxy S4 Mini	155	32,90%
Samsung SM-G920F Galaxy S6	155	38,71%
Samsung GT-I9500 Galaxy S IV	151	39,74%
(not set)	141	55,32%