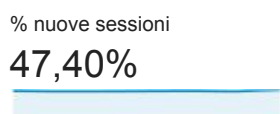
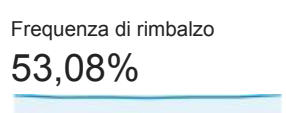
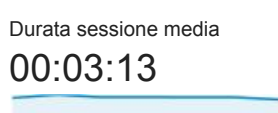
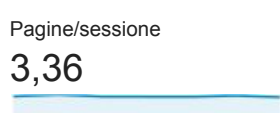


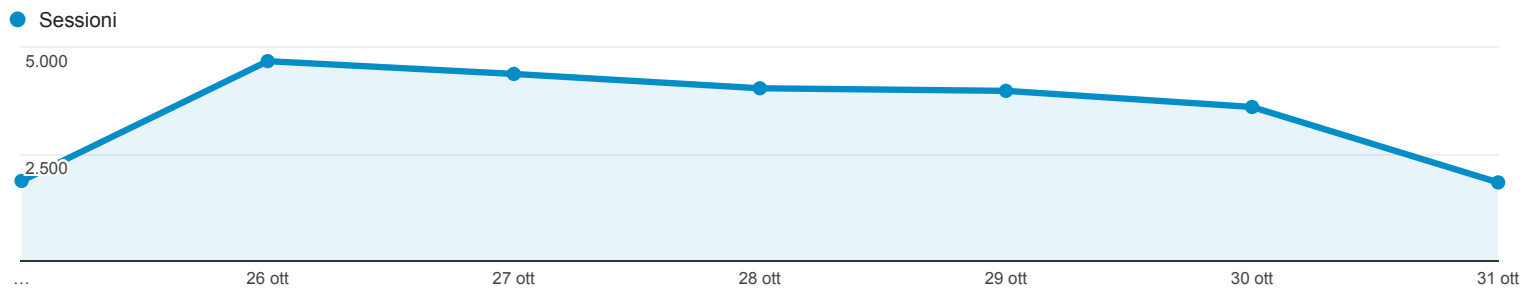


25 ott 2015 - 31 ott 2015

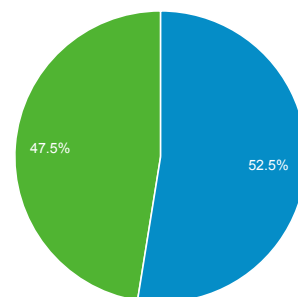
Panoramica del pubblico

Tutte le sessioni
100,00%

Panoramica



Returning Visitor New Visitor



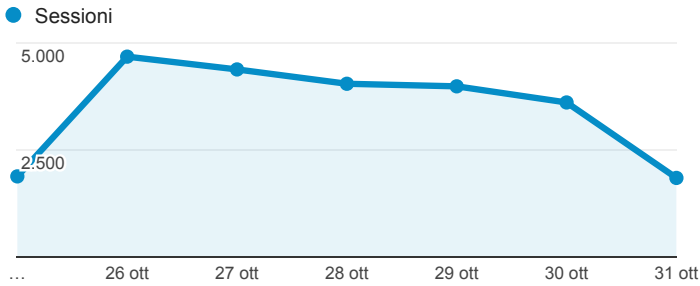
Lingua	Sessions	% Sessions
1. it-it	12.288	50,42%
2. it	11.077	45,45%
3. en-us	546	2,24%
4. en	142	0,58%
5. en-gb	71	0,29%
6. zh-cn	29	0,12%
7. fr	20	0,08%
8. de	18	0,07%
9. es	17	0,07%
10. de-de	16	0,07%

Report_Careggi

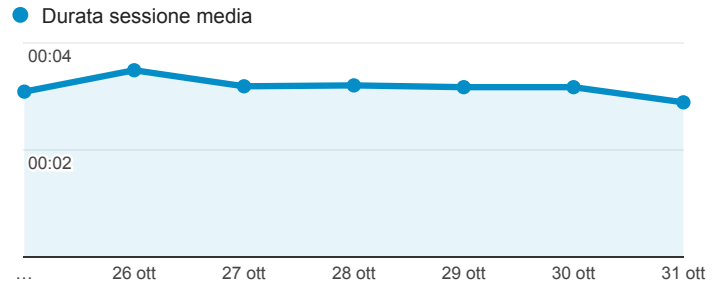
25 ott 2015 - 31 ott 2015

Tutte le sessioni
100,00%

Sessioni



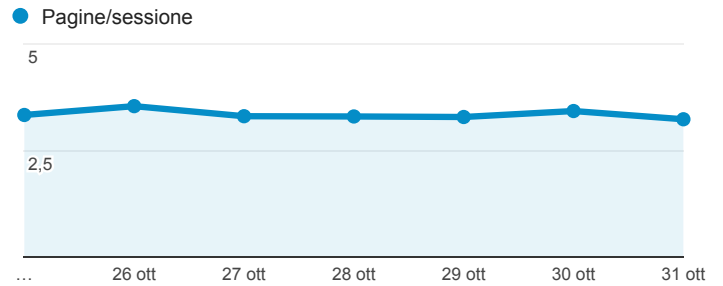
Durata sessione media



Sessioni e % nuove sessioni per Browser

Browser	Sessioni	% nuove sessioni
Chrome	11.478	45,52%
Safari	5.416	46,36%
Firefox	3.040	54,64%
Internet Explorer	2.673	51,63%
Android Browser	1.431	44,65%
Edge	136	54,41%
Safari (in-app)	63	23,81%
Opera	59	40,68%
BlackBerry	32	46,88%
Opera Mini	13	61,54%

Pagine/sessione



Sessioni e % nuove sessioni per Fornitore di servizi

Fornitore di servizi	Sessioni	% nuove sessioni
regione toscana	2.959	28,46%
telecom italia s.p.a. tin easy lite	1.838	48,75%
tim	1.730	48,09%
telecom italia s.p.a.	1.587	53,81%
umts company	1.424	48,10%
ip range assigned to vf-it customers	1.167	45,84%
wind telecomunicazioni	1.166	43,22%
infrastructure for fastwebs main location	1.039	53,32%
wind telecomunicazioni s.p.a	911	58,51%
wind	779	41,59%

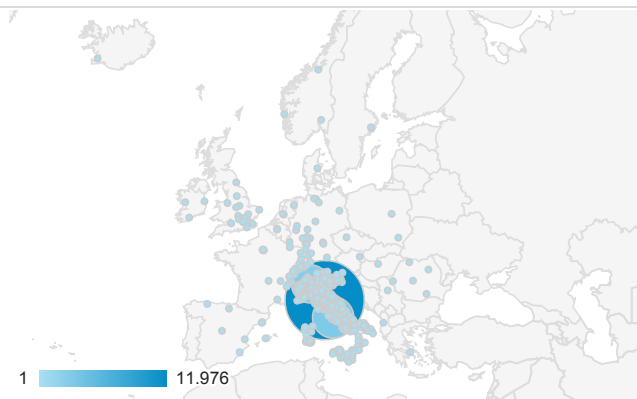
Sessioni e % nuove sessioni per Paese/zona

Paese	Sessioni	% nuove sessioni
Italy	23.750	47,23%
United Kingdom	90	50,00%
Germany	72	44,44%
France	60	55,00%
Switzerland	59	59,32%
United States	48	64,58%
Netherlands	43	58,14%
(not set)	35	25,71%
Spain	29	86,21%
Belgium	20	35,00%

Sessioni e % nuove sessioni per Categoria dispositivo

Categoria dispositivo	Sessioni	% nuove sessioni
desktop	13.282	47,78%
mobile	8.876	46,81%
tablet	2.214	48,19%

Sessioni per Paese/zona



Sessioni e % nuove sessioni per Informazioni sul dispositivo mobile

Informazioni sul dispositivo mobile	Sessioni	% nuove sessioni
Apple iPhone	3.091	46,85%
Apple iPad	1.392	48,35%
Samsung GT-I9301I Galaxy S III Neo+	450	51,11%
Samsung SM-G900F Galaxy S5	362	43,37%
(not set)	234	55,98%
Samsung GT-I9505 Galaxy S IV	208	38,46%
Samsung GT-I9500 Galaxy S IV	158	37,97%
Samsung GT-I9300 Galaxy S III	151	39,74%
Samsung GT-I9195 Galaxy S4 Mini	140	37,86%
Samsung SM-G920F Galaxy S6	128	37,50%