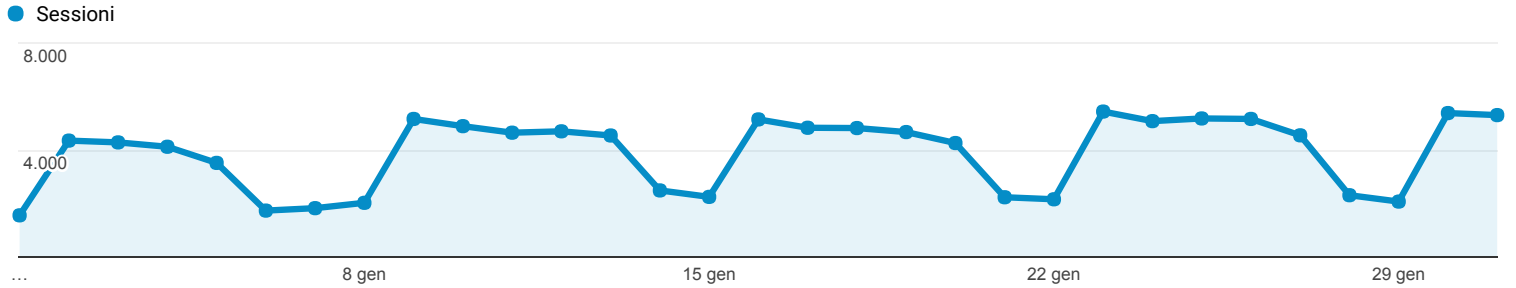


## Panoramica del pubblico

Tutti gli utenti  
100,00% Sessioni

01 gen 2017 - 31 gen 2017

### Panoramica



Sessioni  
**120.586**

Utenti  
**69.753**

Visualizzazioni di pagina  
**387.681**

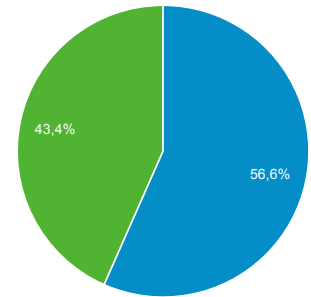
Pagine/sessione  
**3,21**

Durata sessione media  
**00:03:21**

Frequenza di rimbalzo  
**53,49%**

% nuove sessioni  
**43,34%**

Returning Visitor New Visitor



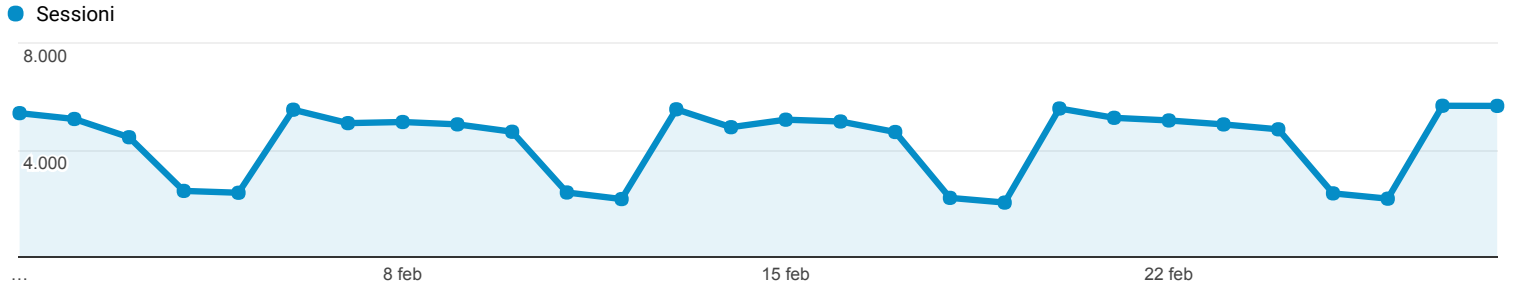
Lingua	Sessioni	% Sessioni
1. it	64.916	53,83%
2. it-it	51.542	42,74%
3. en-us	2.518	2,09%
4. en-gb	465	0,39%
5. es	140	0,12%
6. en	139	0,12%
7. fr	110	0,09%
8. zh-cn	78	0,06%
9. de-de	74	0,06%
10. de	65	0,05%

## Panoramica del pubblico

Tutti gli utenti  
100,00% Sessioni

01 feb 2017 - 28 feb 2017

### Panoramica



Sessioni  
**120.513**

Utenti  
**68.596**

Visualizzazioni di pagina  
**385.106**

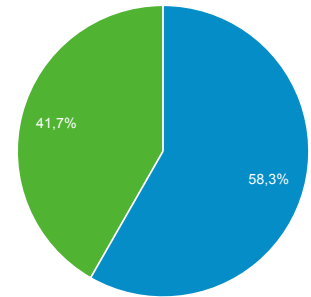
Pagine/sessione  
**3,20**

Durata sessione media  
**00:03:15**

Frequenza di rimbalzo  
**53,45%**

% nuove sessioni  
**41,69%**

Returning Visitor New Visitor



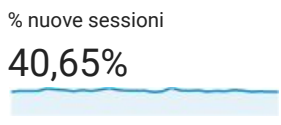
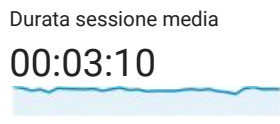
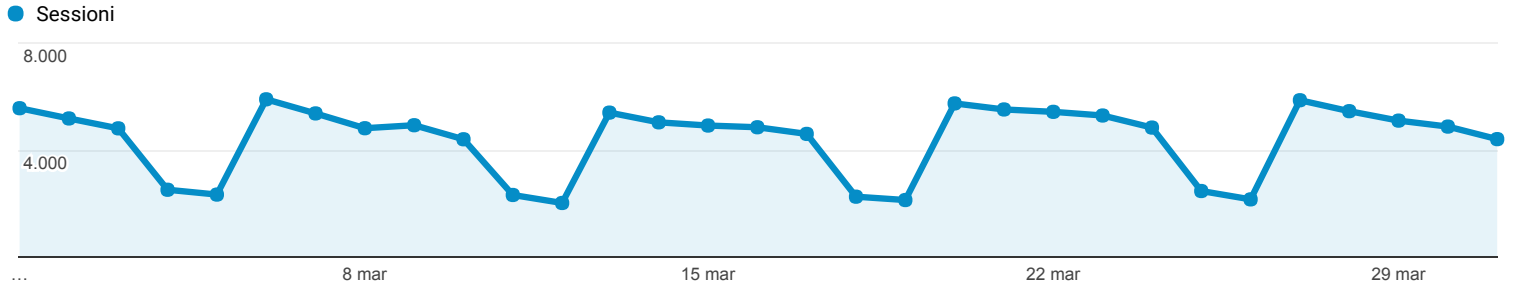
Lingua	Sessioni	% Sessioni
1. it	65.480	54,33%
2. it-it	50.896	42,23%
3. en-us	2.659	2,21%
4. en-gb	500	0,41%
5. en	142	0,12%
6. es	88	0,07%
7. fr	79	0,07%
8. de-de	66	0,05%
9. zh-cn	62	0,05%
10. de	46	0,04%

## Panoramica del pubblico

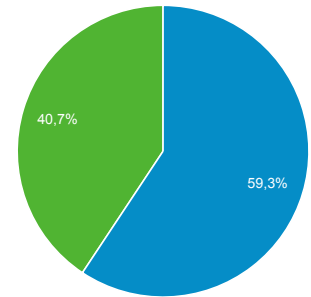
Tutti gli utenti  
100,00% Sessioni

01 mar 2017 - 31 mar 2017

### Panoramica



Returning Visitor New Visitor



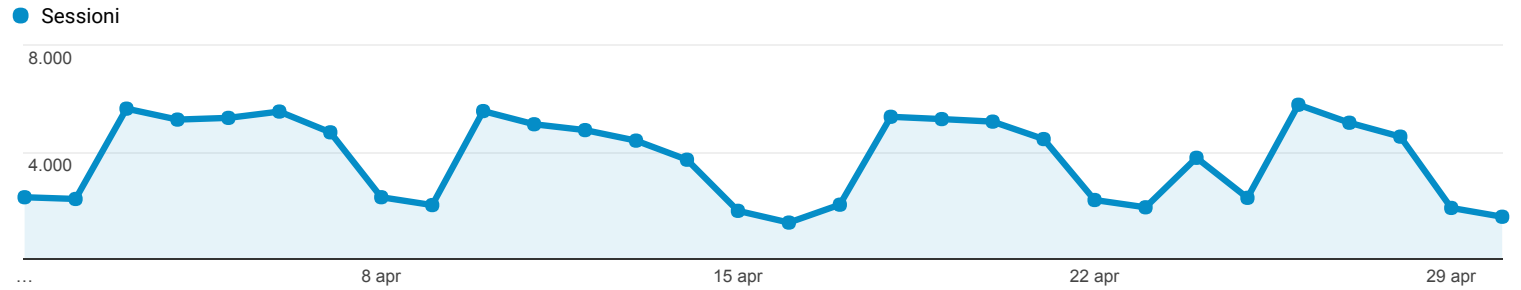
Lingua	Sessioni	% Sessioni
1. it	75.512	55,38%
2. it-it	56.187	41,21%
3. en-us	3.107	2,28%
4. en-gb	441	0,32%
5. en	159	0,12%
6. es	106	0,08%
7. zh-cn	83	0,06%
8. fr	67	0,05%
9. es-es	57	0,04%
10. de-de	54	0,04%

## Panoramica del pubblico

Tutti gli utenti  
100,00% Sessioni

01 apr 2017 - 30 apr 2017

### Panoramica



Sesioni  
**113.154**

Utenti  
**63.953**

Visualizzazioni di pagina  
**358.061**

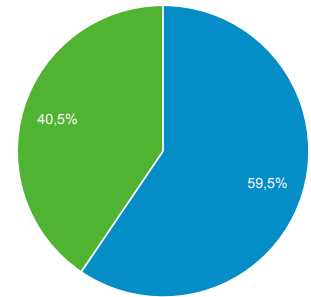
Pagine/sessione  
**3,16**

Durata sessione media  
**00:03:14**

Frequenza di rimbalzo  
**53,91%**

% nuove sessioni  
**40,49%**

■ Returning Visitor ■ New Visitor



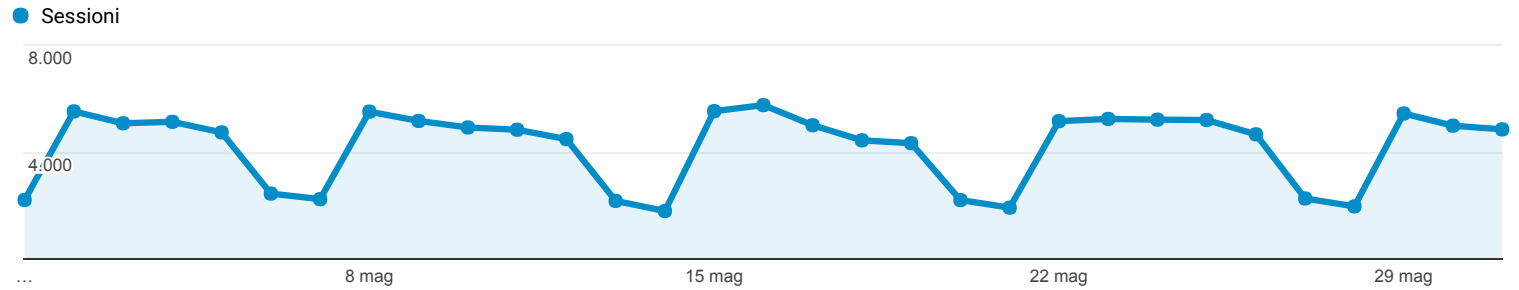
Lingua	Sesioni	% Sessioni
1. it	62.832	55,53%
2. it-it	46.153	40,79%
3. en-us	2.675	2,36%
4. en-gb	470	0,42%
5. en	103	0,09%
6. de	89	0,08%
7. es	65	0,06%
8. zh-cn	64	0,06%
9. fr	61	0,05%
10. ro	50	0,04%

## Panoramica del pubblico

Tutti gli utenti  
100,00% Sessioni

01 mag 2017 - 31 mag 2017

### Panoramica



Sessioni  
**130.238**

Utenti  
**72.172**

Visualizzazioni di pagina  
**414.203**

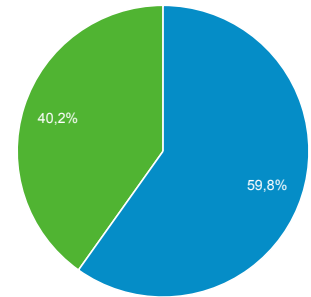
Pagine/sessione  
**3,18**

Durata sessione media  
**00:03:17**

Frequenza di rimbalzo  
**54,00%**

% nuove sessioni  
**40,11%**

■ Returning Visitor ■ New Visitor



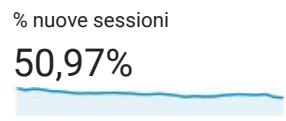
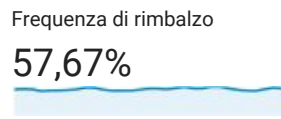
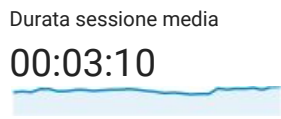
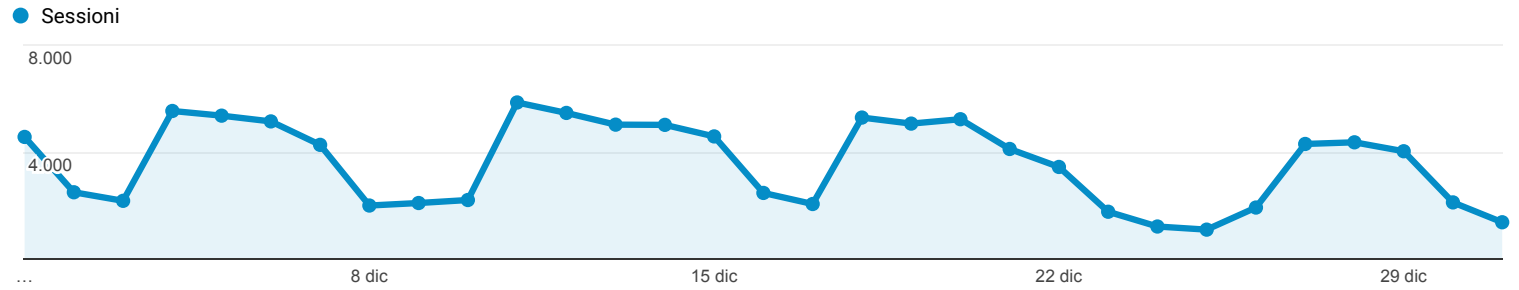
Lingua	Sessioni	% Sessioni
1. it	73.474	56,42%
2. it-it	52.273	40,14%
3. en-us	2.844	2,18%
4. en-gb	519	0,40%
5. es	110	0,08%
6. en	106	0,08%
7. zh-cn	89	0,07%
8. fr	85	0,07%
9. de	82	0,06%
10. de-de	61	0,05%

## Panoramica del pubblico

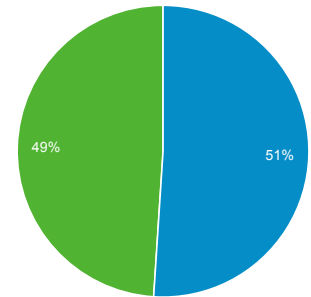
Tutti gli utenti  
100,00% Sessioni

1 dic 2017 - 31 dic 2017

### Panoramica



New Visitor Returning Visitor



Lingua	Sessioni	% Sessioni
1. it	66.172	59,34%
2. it-it	41.684	37,38%
3. en-us	2.269	2,03%
4. en-gb	532	0,48%
5. es	114	0,10%
6. zh-cn	83	0,07%
7. de	70	0,06%
8. fr	53	0,05%
9. en	46	0,04%
10. es-es	44	0,04%